



# 2023 Q3 INVESTOR MEETING

Chairman : Mr. Jeffery Pan

CO-CEO : Mr. Charles Lee

Spokesman : Ms. Della Huang / Sr. Vice President

TSE Ticker : 5434 TT

2023.11.15.

# Safe Harbor Notice

- These forward-looking statements, which may include statements regarding Topco's future results of operations, financial condition or business prospects, are subject to significant risks and uncertainties and are based on Topco's current expectations.
- Actual results may differ materially from those expressed or implied in these forward-looking statements for a variety of reasons, including, among other things: the cyclical nature of our industry; our dependence on introducing new products on a timely basis; our dependence on growth in the demand for our products; our ability to compete effectively; our ability to successfully expand our capacity; our dependence on key personnel; general economic and political conditions, including those related to the semiconductor industry; possible disruptions in commercial activities caused by natural and human-induced disasters, including terrorist activity and armed conflict; and fluctuations in foreign currency exchange rates.
- Except as required by law, we undertake no obligation to update any forward looking statement, whether as a result of new information, future events, or otherwise.

# Company Profile

- **Founded** : February 17th, 1990
- **Headquarters** : Taipei, Taiwan
- **Chairman of Topco Group** : Dr. J. W. Kuo
- **Chairman of Topco Scientific** : Mr. Jeffery Pan
- **IPO** : 2003
- **Capital** : NT 1.887 billion
- **2022 Consolidated Revenue** : NT 52.978 billion
- **Total Employees of Topco Group** : 1500



成立  
Establishment

**1990**



員工數  
Employee Number

**1500**



資本額  
Capital

**1.887**

billion (NTD)



2022年營收  
Annual Revenue

**52.98**

billion (NTD)

# Agenda

- Welcoming Remarks
- Business Reports
- Q & A



# Business Reports

# Executive Comments

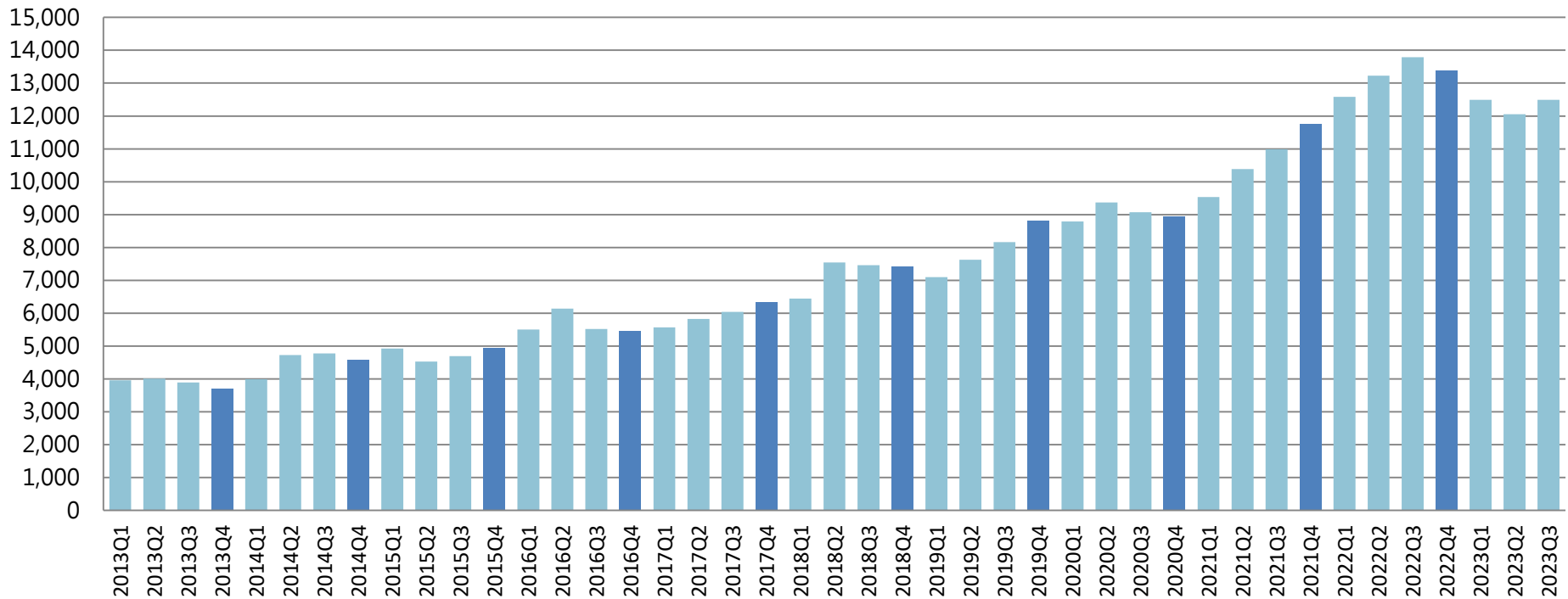
**The consolidated revenue and EPS of 2023 Q1-3 reached a historic second high.**

- The consolidated revenue of 2023 Q3 reached NT\$12.492 billion, representing an increase of 3.62% compared to the previous quarter and a decrease of 9.43% compared to the previous year.
- The net profit attributable to the parent company of 2023 Q3 was NT\$792 million, representing an increase of 18.26% compared to the previous quarter and a decrease of 11.34% compared to the previous year.
- The EPS of 2023 Q1-3 was NT\$12.01.

# Quarterly Sales

## Quarterly Consolidated Sales

In Million NTD



# Consolidated Income Statement

	3Q 23	2Q 23	3Q 22	QoQ	YoY
Operating Revenue	12,492,338	12,055,351	13,792,845	3.6%	-9.4%
Gross Profit	1,738,168	1,578,551	1,840,179	10.1%	-5.5%
Op. Profit	946,962	732,940	977,890	29.2%	-3.2%
Pre-tax Profit	1,065,218	956,744	1,229,042	11.3%	-13.3%
Consolidated Net Income Attributed to Stockholders of the Company	791,913	669,619	893,203	18.3%	-11.3%
Gross Margin (%)	13.91	13.12	13.34	0.79ppts	0.57ppts
Op. Profit Margin (%)	7.58	6.08	7.09	1.5ppts	0.49ppts
EPS (NT\$)	4.25	3.69	4.92	15.2%	-13.6%
ROE (%)	5.77	5.35	7.58	0.42ppts	-1.81ppts

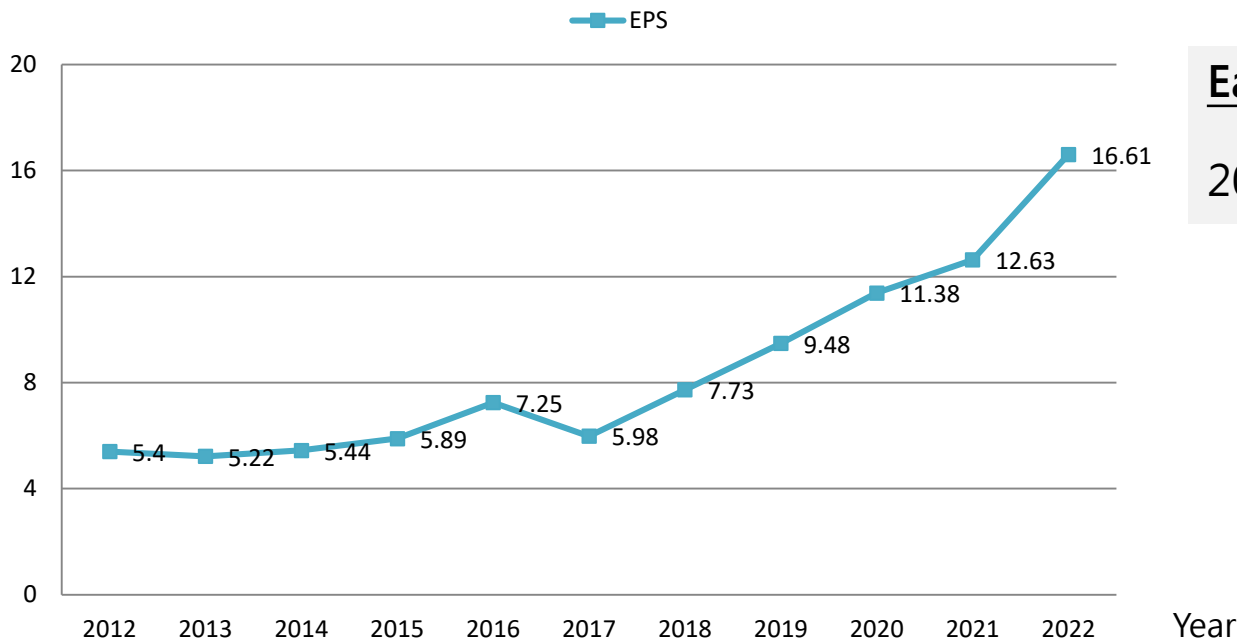
In NT\$ thousand unless otherwise noted



# Earnings Per Share

## Earnings Per Share

NT\$

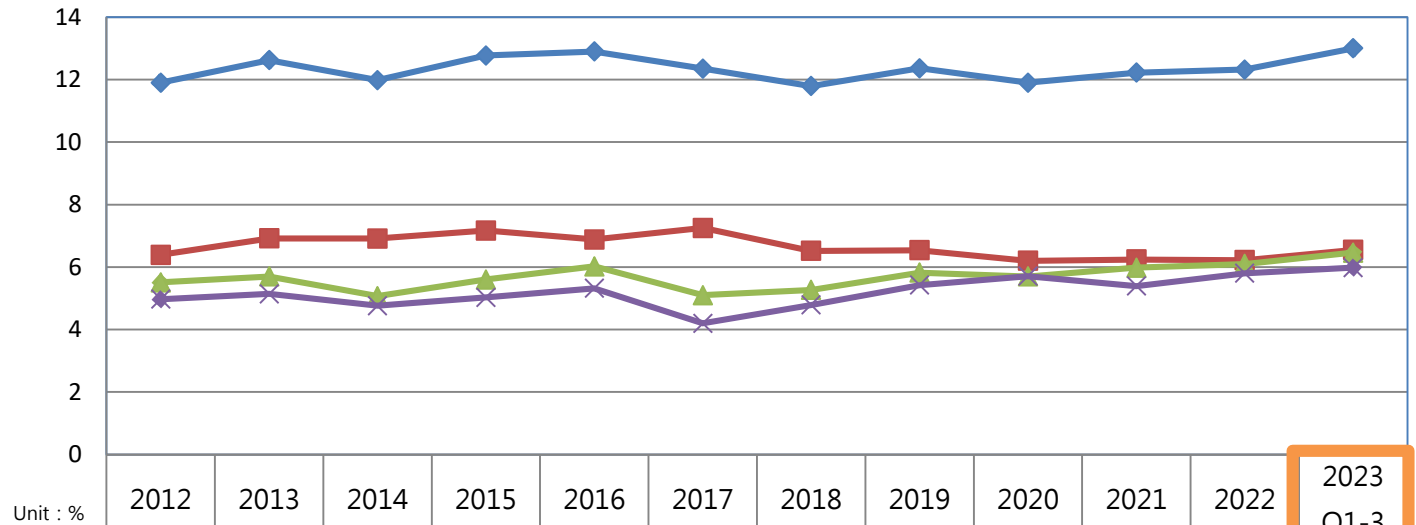


### Earnings Per Share

2023 Q1-3 NT\$ **12.01**

# Key Profitability Indicator

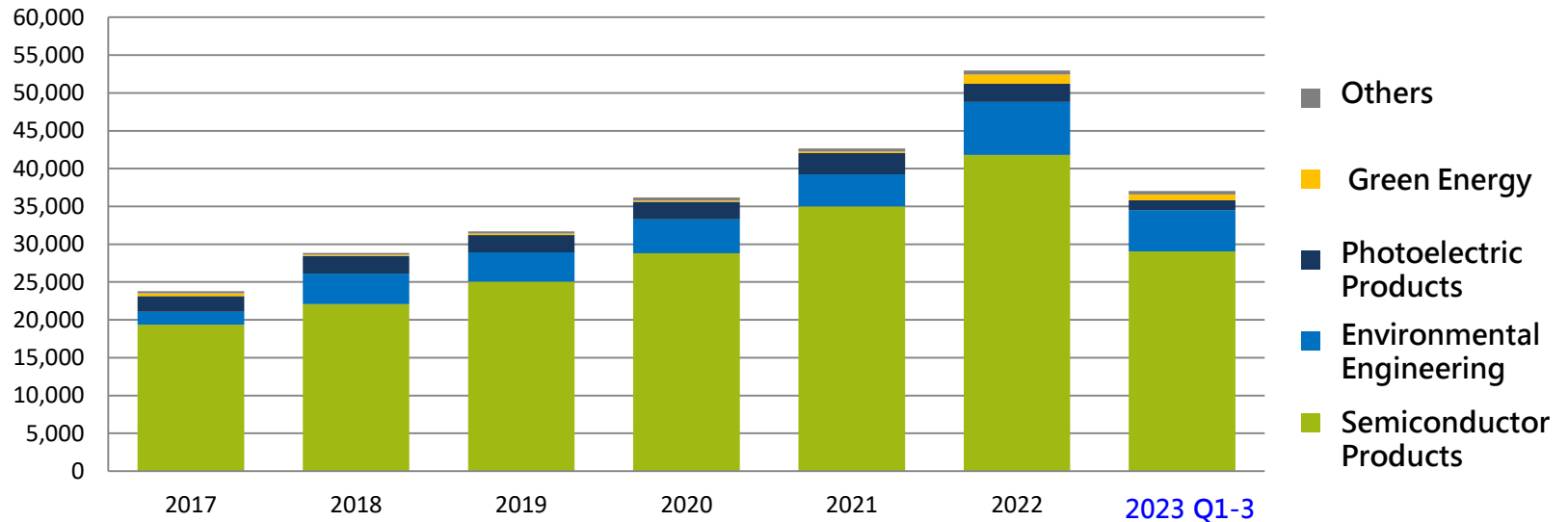
## Profitability



◆ 毛利率 Gross Margin	11.9	12.62	11.98	12.77	12.9	12.35	11.79	12.36	11.9	12.22	12.32	13
◆ 營業費用率 Operating Expense Ratio	6.39	6.92	6.91	7.17	6.88	7.25	6.52	6.54	6.2	6.24	6.22	6.55
◆ 營業利益率 Operating Profit Margin	5.51	5.7	5.07	5.6	6.02	5.1	5.27	5.82	5.7	5.98	6.1	6.46
◆ 稅後淨利率 Net Profit Margin	4.97	5.14	4.76	5.03	5.32	4.2	4.79	5.42	5.71	5.39	5.8	5.98

# Industry Sales Analysis by Products

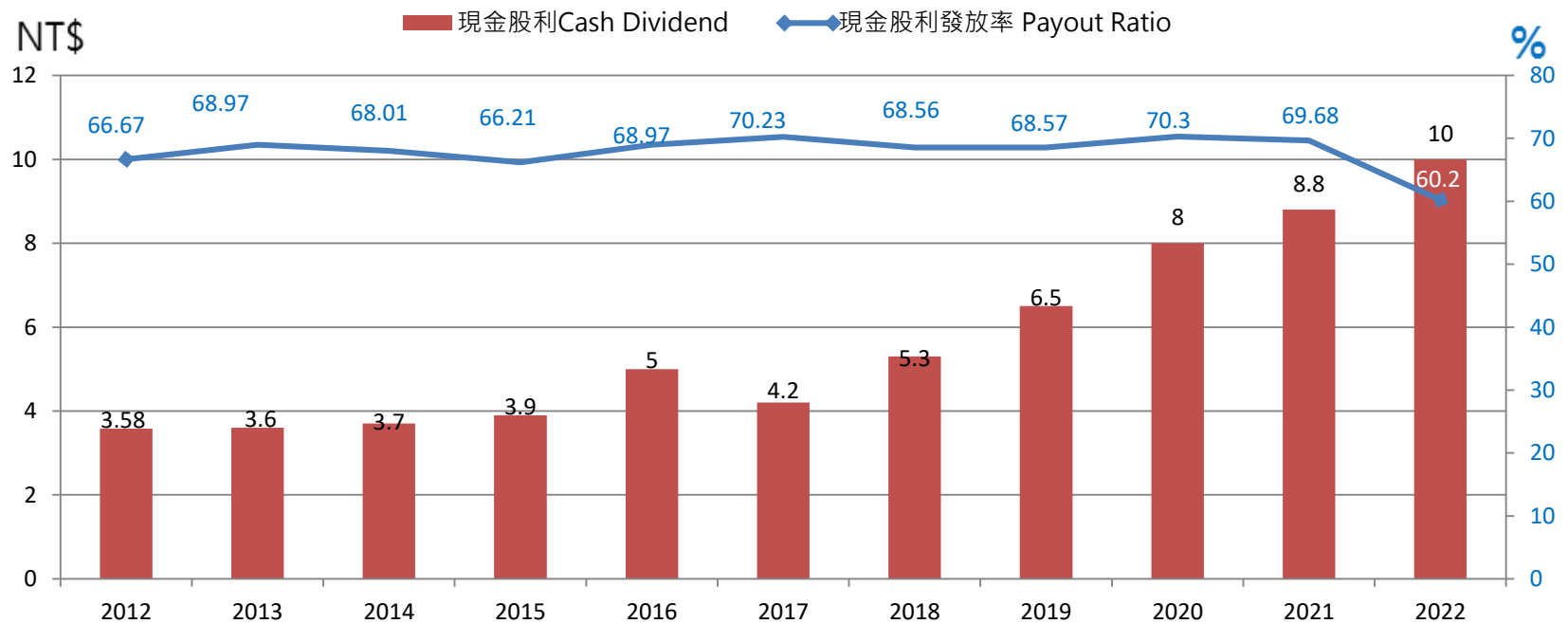
NT \$ million



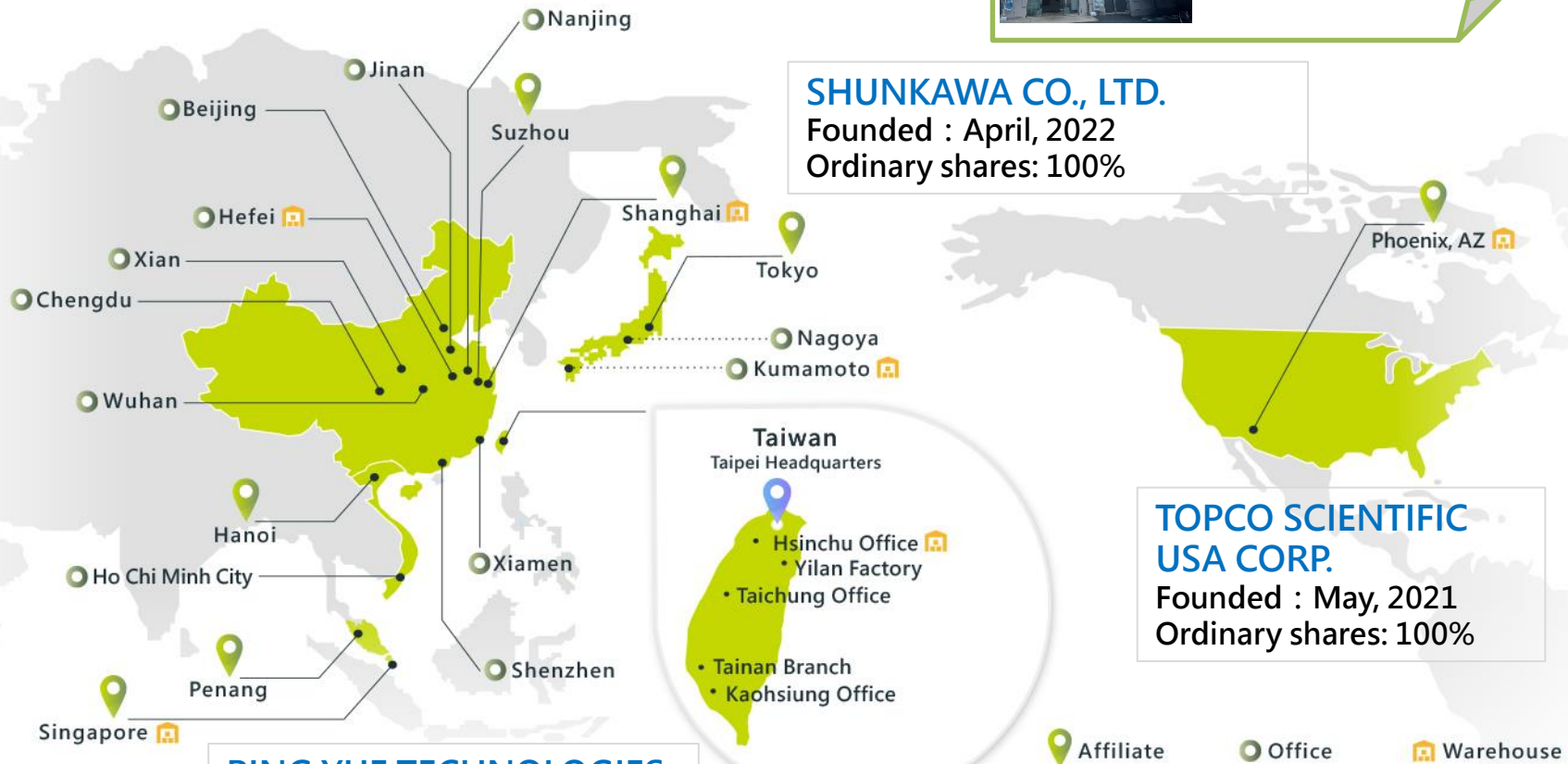
Semiconductor Products	81.5%	76.5%	79.1%	79.6%	82.0%	78.9%	78.4%
Environmental Engineering	7.1%	14.0%	12.2%	12.4%	10.0%	13.2%	14.7%
Photoelectric Products	8.8%	8.1%	7.1%	6.4%	6.6%	4.5%	3.6%
Green Energy	1.5%	0.5%	0.7%	0.5%	0.4%	2.3%	2.1%
Others	1.1%	0.9%	0.9%	1.1%	1.0%	1.0%	1.2%

# Dividend Policy

## Dividend Policy



# Service Location



**PING YUE TECHNOLOGIES SDN. BHD.**  
Founded : May, 2022  
Ordinary shares: 100%

**Taiwan**  
Taipei Headquarters

- Hsinchu Office 
- Yilan Factory 
- Taichung Office
- Tainan Branch
- Kaohsiung Office

# Memorabilia

- 2023.09. TOPCO launched innovative technologies: “CoWoS: 3D IC Chip Stacking with Metal Wire Bonding Interconnection Technology” and “Third-Generation Semiconductor: GaN on QST” at SEMICON Taiwan.**
- 2023.05. TOPCO unveiled wireless transmission ICs, MCUs, and LED COB modules at COMPUTEX.**
- 2022.09. TOPCO launched innovative technologies: “Low porosity coating technology for Semiconductor Parts” and “Mass transfer of Cu micro pins to replace solder ball in advance packaging” at SEMICON Taiwan.
- 2022.05. PING YUE TECHNOLOGIES SDN. BHD. was established.
- 2022.04. SHUNKAWA CO., LTD. was established.
- 2021.07. Invested in UNITECH NEW ENERGY ENGINEERING CO., LTD.
- 2021.06. Invested in TAI YING RESOURCE INDUSTRIAL CORP.
- 2021.05. TOPCO SCIENTIFIC USA CORP. was established.
- 2021.01. Invested in TOP VACUUM CO., LTD.

# 2023 Accomplishments



Received "Excellence in Corporate Social Responsibility" from Commonwealth Magazine



Received "Taiwan Sustainable Action Golden Award" from TSAA



Received Taiwan Best-in-Class 100



Received ISO 14001 certification



Received the "Taiwan i Sports" from Sports Administration of Taiwan



# Group Vision

- (1) Accelerating global operations in the United States, Japan and South East Asia.
- (2) Broadening green technology development
- (3) Expanding healthcare business
- (4) Fulfillment of ESG responsibilities and performance, aligning with both the TCFD and SBTi.



TOPCO received Taiwan Best-in-Class 100



TOPCO unveiled high-quality video transmission solutions in COMPUTEX



TOPCO set to debut in SEMICON Taiwan! expanding to international markets and optimizing the supply chain



# Thank You