



# 2023 Q2 INVESTOR MEETING

Group Chairman : Dr. J. W. Kuo

Chairman : Mr. Jeffery Pan

CO-CEO : Mr. Charles Lee

Spokesman : Ms. Della Huang / Sr. Vice President

TSE Ticker : 5434 TT

2023.08.15.

# Safe Harbor Notice

- These forward-looking statements, which may include statements regarding Topco's future results of operations, financial condition or business prospects, are subject to significant risks and uncertainties and are based on Topco's current expectations.
- Actual results may differ materially from those expressed or implied in these forward-looking statements for a variety of reasons, including, among other things: the cyclical nature of our industry; our dependence on introducing new products on a timely basis; our dependence on growth in the demand for our products; our ability to compete effectively; our ability to successfully expand our capacity; our dependence on key personnel; general economic and political conditions, including those related to the semiconductor industry; possible disruptions in commercial activities caused by natural and human-induced disasters, including terrorist activity and armed conflict; and fluctuations in foreign currency exchange rates.
- Except as required by law, we undertake no obligation to update any forward looking statement, whether as a result of new information, future events, or otherwise.

# Company Profile

- **Founded** : February 17th, 1990
- **Headquarters** : Taipei, Taiwan
- **Chairman of Topco Group** : Dr. J. W. Kuo
- **Chairman of Topco Scientific** : Mr. Jeffery Pan
- **IPO** : 2003
- **Capital** : NT 1.887 billion
- **2022 Consolidated Revenue** : NT 52.978 billion
- **Total Employees of Topco Group** : 1500



成立  
Establishment

**1990**



員工數  
Employee Number

**1500**



資本額  
Capital

**1.887**

billion (NTD)



2022年營收  
Annual Revenue

**52.98**

billion (NTD)

# Agenda

- Welcoming Remarks
- Business Reports
- Q & A



# Business Reports

# Executive Comments

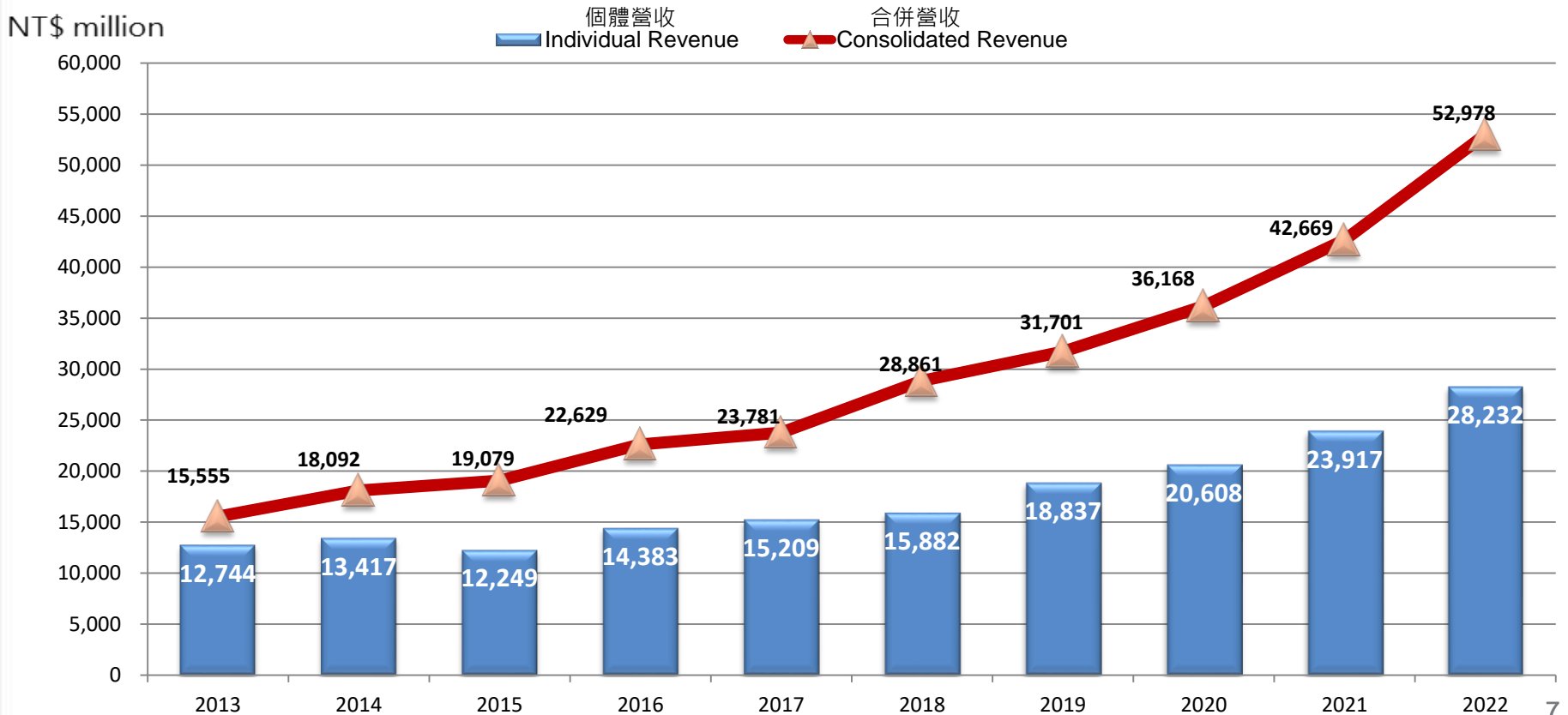
**The consolidated revenue, the net income attributed to stockholders of the company, and EPS of 2023 H1 reached a historic second high.**

- The consolidated revenue of 2023 H1 reached 24.55 billion, a year-on-year decrease of 4.9%.
- The net profit attributable to the parent company of 2023 H1 was 1.41 billion, a year-on-year decrease of 9.7%.
- The EPS of 2023 H1 was NT\$7.76.

# Annual Revenue

Consolidated Revenue of 2022 :  
**NTD 52.98 billion**

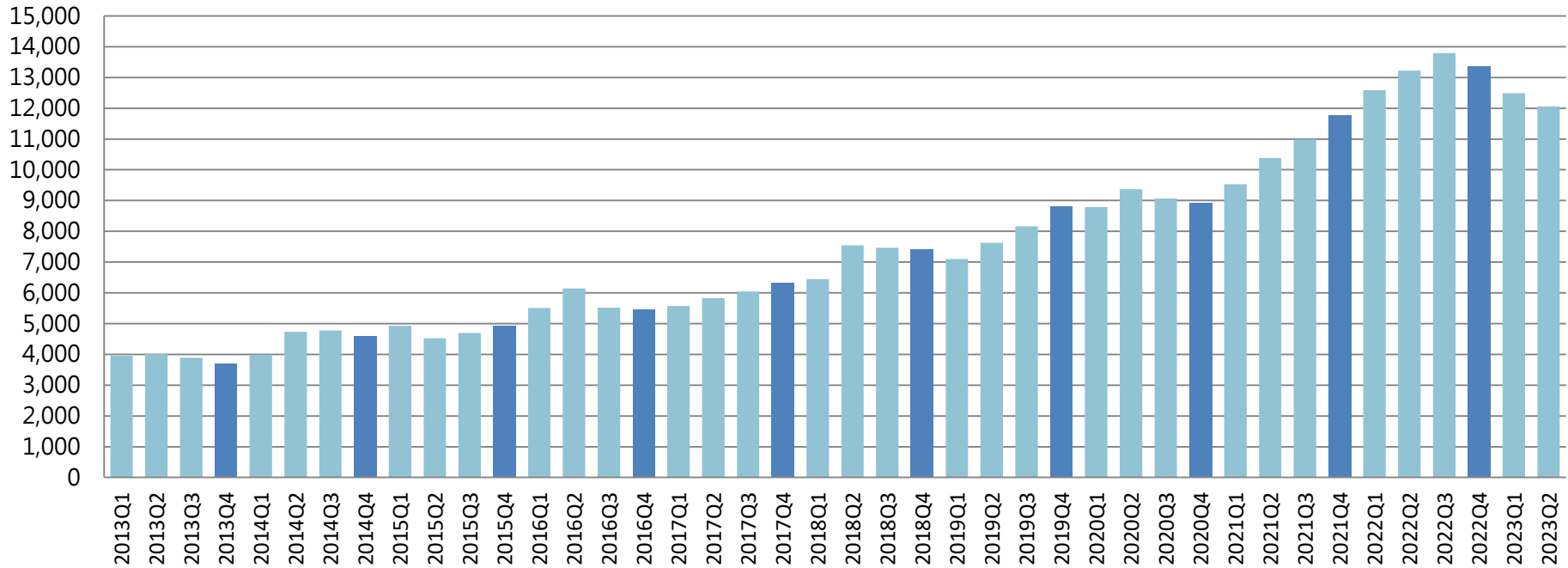
## Net Sales



# Quarterly Sales

## Quarterly Consolidated Sales

In Million NTD



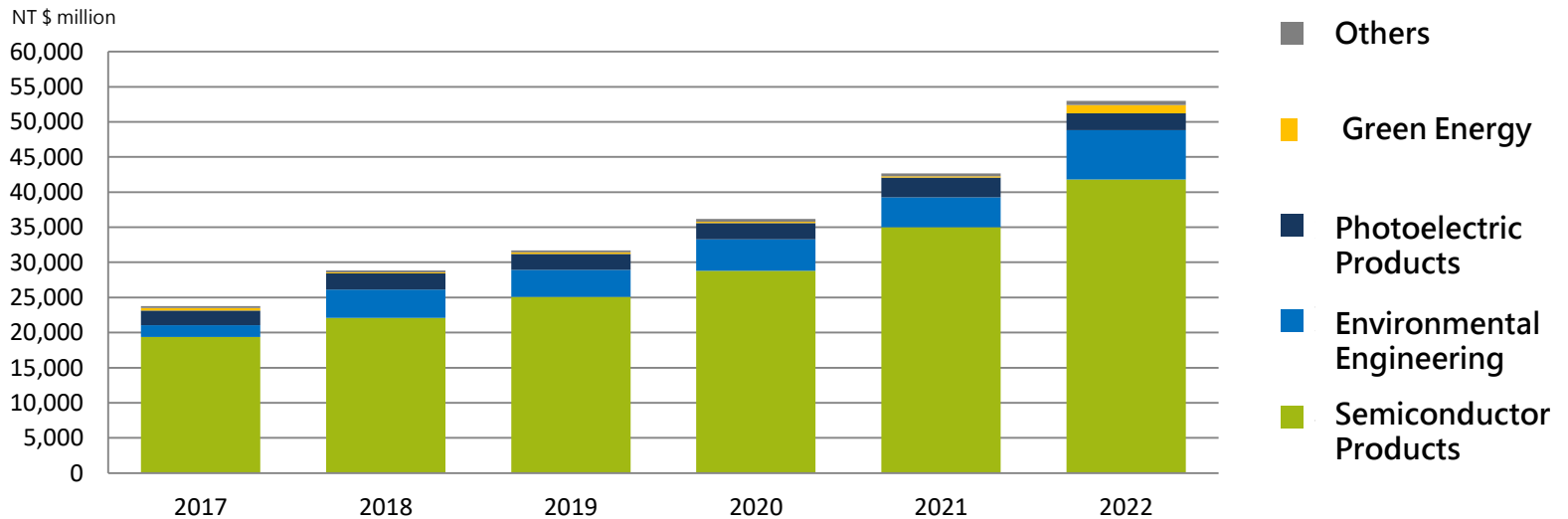


# Consolidated Income Statement

YEAR	2023H1	2022H1	YoY	2022	2021	2020
Operating Revenue	24,547,696	25,807,911	-4.88%	52,978,215	42,668,966	36,167,994
Gross Profit	3,078,825	3,084,009	-0.17%	6,525,656	5,212,496	4,305,042
Op. Profit	1,444,684	1,493,304	-3.26%	3,229,851	2,551,917	2,061,711
Pre-tax Profit	1,907,261	2,104,766	-9.38%	4,241,731	3,039,849	2,559,426
Consolidated Net Income Attributed to Stockholders of the Company	1,409,553	1,560,181	-9.65%	3,018,478	2,294,458	2,068,350

(In NT\$ thousand unless otherwise noted)

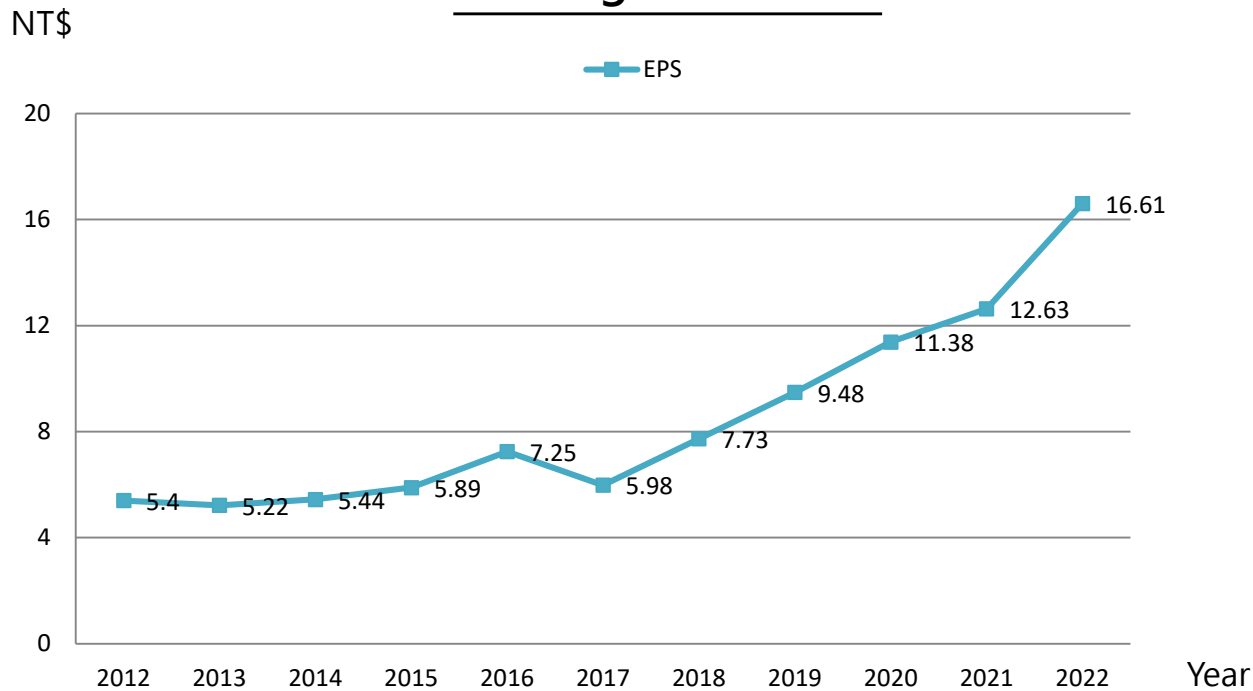
# Industry Sales Analysis by Products



Semiconductor Products	81.5%	76.5%	79.1%	79.6%	82.0%	78.9%
Environmental Engineering	7.1%	14.0%	12.2%	12.4%	10.0%	13.2%
Photoelectric Products	8.8%	8.1%	7.1%	6.4%	6.6%	4.5%
Green Energy	1.5%	0.5%	0.7%	0.5%	0.4%	2.3%
Others	1.1%	0.9%	0.9%	1.1%	1.0%	1.0%

# Earnings Per Share

## Earnings Per Share

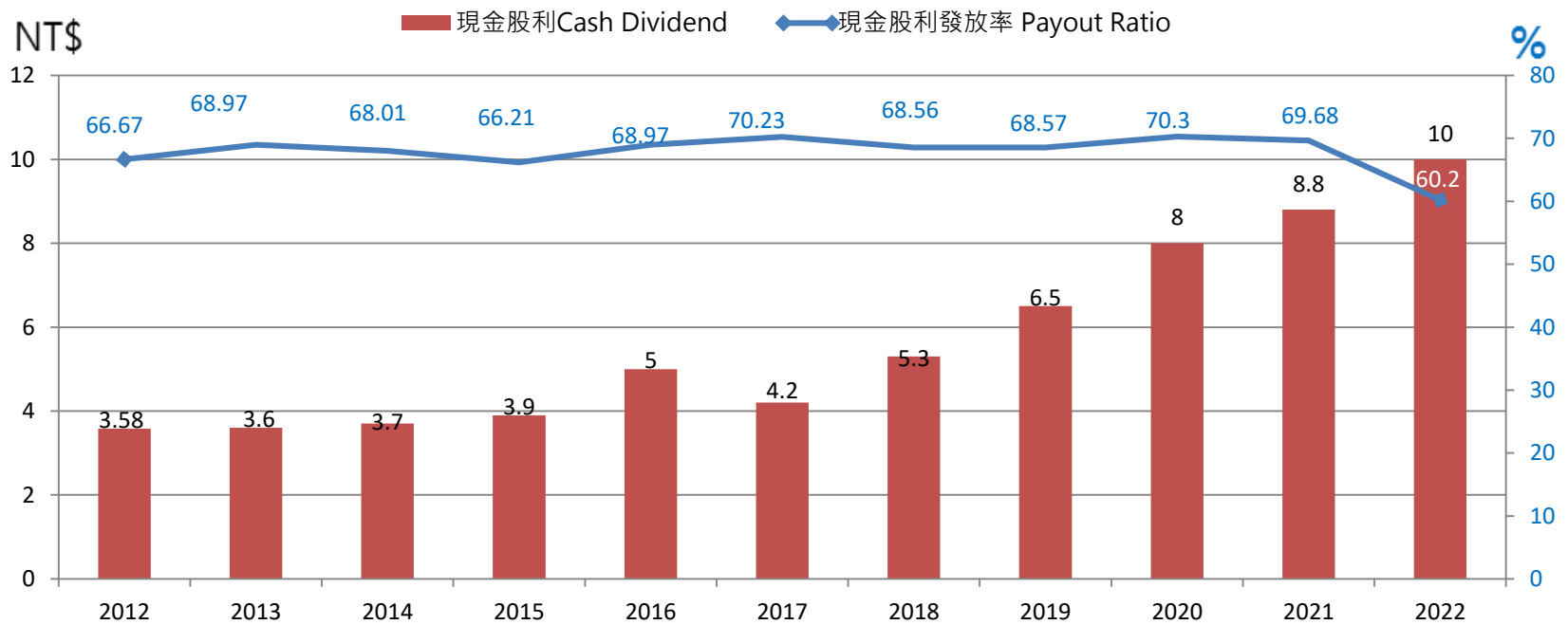


## Earnings Per Share

2023 H1 NT\$ **7.76**

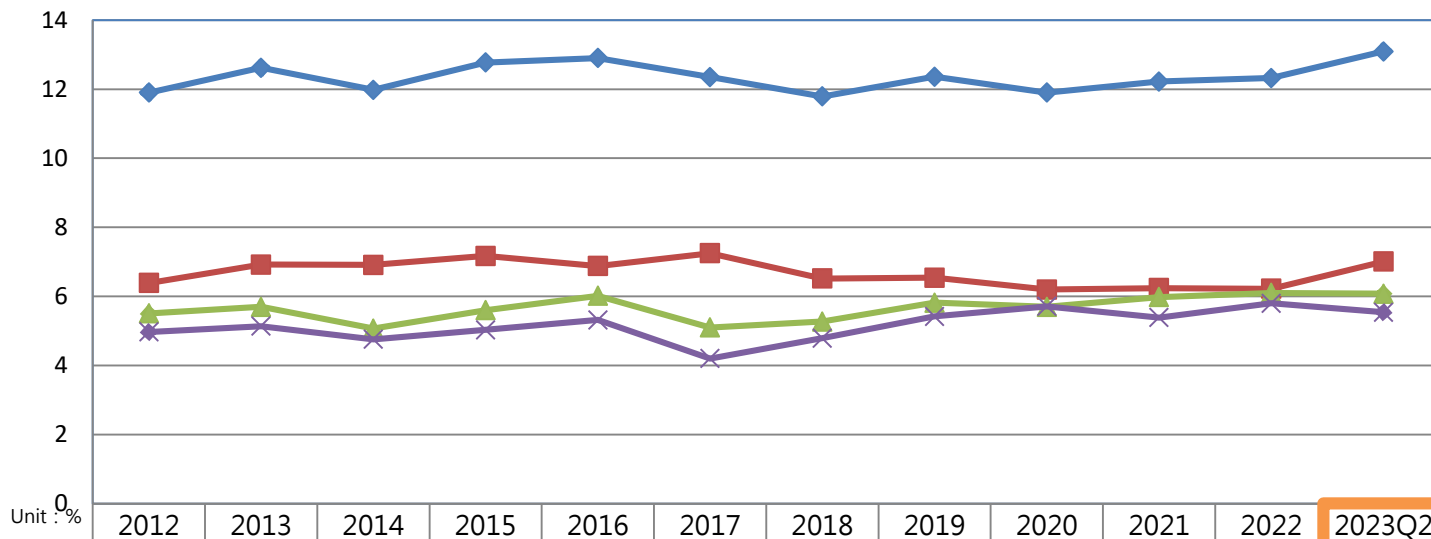
# Dividend Policy

## Dividend Policy



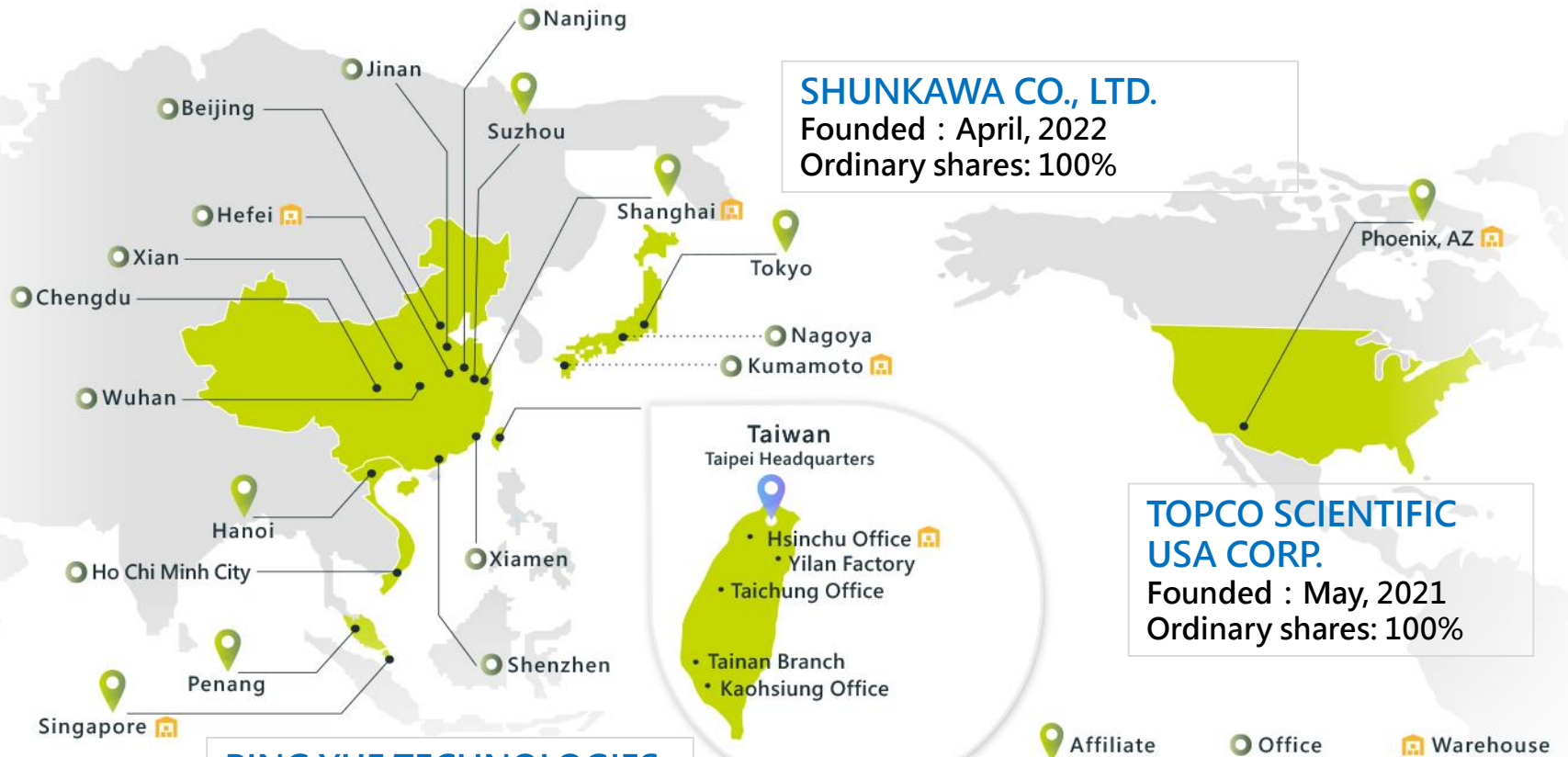
# Key Profitability Indicator

## Profitability



毛利率 Gross Margin	11.9	12.62	11.98	12.77	12.9	12.35	11.79	12.36	11.9	12.22	12.32	13.09
營業費用率 Operating Expense Ratio	6.39	6.92	6.91	7.17	6.88	7.25	6.52	6.54	6.2	6.24	6.22	7.01
營業利益率 Operating Profit Margin	5.51	5.7	5.07	5.6	6.02	5.1	5.27	5.82	5.7	5.98	6.1	6.08
稅後淨利率 Net Profit Margin	4.97	5.14	4.76	5.03	5.32	4.2	4.79	5.42	5.71	5.39	5.8	5.54

# Service Location



# Memorabilia

- 2023.07. Received the "Taiwan Sustainable Action Award"; ECO TECHNICAL SERVICES received the "National Excellence in Construction Quality Award".
- 2023.05. TOPCO unveiled wireless transmission ICs, MCUs, and LED COB modules at COMPUTEX.
- 2022.12. Received the "Medium-Sized Enterprises M&A Deal Award".
- 2022.11. Received the "Top 100 Sustainability Model Award".
- 2022.09. TOPCO launched innovative technologies: "Low porosity coating technology for Semiconductor Parts" and "Mass transfer of Cu micro pins to replace solder ball in advance packaging" at SEMICON Taiwan.
- 2022.07. ANYO Group launched its fast food restaurant "BLUE FISH".
- 2022.05. PING YUE TECHNOLOGIES SDN. BHD. was established.
- 2022.04. SHUNKAWA CO., LTD. was established.
- 2021.07. Invested in UNITECH NEW ENERGY ENGINEERING CO., LTD.
- 2021.06. Invested in TAI YING RESOURCE INDUSTRIAL CORP.
- 2021.05. TOPCO SCIENTIFIC USA CORP. was established.
- 2021.01. Invested in TOP VACUUM CO., LTD.

# 2023 崇越展會活動

COMPUTEX Taipei

2023 SDGs Asia

SEMICON TAIWAN



2023 SDGs Asia  
**亞太**永續博覽會



2023/5/30-6/2

M0901a, 4F, Hall 1,  
Taipei Nangang  
Exhibition Center

2023/7/21-7/23

C7, Exhibition Hall 1,  
Taipei World Trade  
Center

2023/9/6-9/8

M1138、M1148  
4F, Hall 1, Taipei  
Nangang Exhibition  
Center



# Group Vision

- (1) Accelerating global operations in the United States, Japan and South East Asia.
- (2) Broadening green technology development
- (3) Expanding healthcare business
- (4) Fulfillment of ESG responsibilities and performance, aligning with both the TCFD and SBTi.



# Thank You