

# 2022 Q2 INVESTOR MEETING

Group Chairman : Dr. J. W. Kuo

Chairman : Mr. Jeffery Pan

CO-CEO : Mr. Charles Lee

Spokesman : Ms. Della Huang / Sr. Vice President

TSE Ticker : 5434 TT

11<sup>th</sup> August, 2022

# Safe Harbor Notice

- These forward-looking statements, which may include statements regarding Topco's future results of operations, financial condition or business prospects, are subject to significant risks and uncertainties and are based on Topco's current expectations.
- Actual results may differ materially from those expressed or implied in these forward-looking statements for a variety of reasons, including, among other things: the cyclical nature of our industry; our dependence on introducing new products on a timely basis; our dependence on growth in the demand for our products; our ability to compete effectively; our ability to successfully expand our capacity; our dependence on key personnel; general economic and political conditions, including those related to the semiconductor industry; possible disruptions in commercial activities caused by natural and human-induced disasters, including terrorist activity and armed conflict; and fluctuations in foreign currency exchange rates.
- Except as required by law, we undertake no obligation to update any forward looking statement, whether as a result of new information, future events, or otherwise.

# Company Profile

- **Founded** : February 17th, 1990
- **Headquarters** : Taipei, Taiwan
- **Chairman of Topco Group** : Dr. J. W. Kuo
- **Chairman of Topco Scientific** : Mr. Jeffery Pan
- **IPO** : 2003
- **Capital** : NT 1.817 billion
- **2020 Consolidated Revenue** : NT 42.67 billion
- **Total Employees of Topco Group** : 1300



# Agenda

- Welcoming Remarks
- Business Reports
- Q & A



# Business Reports

# Executive Comments

- Topco has achieved record-breaking quarterly revenue for 6 consecutive quarters since 2021Q1.
- Net Sales in 2022Q2 hits new all-time high of NT\$ 13.23 billion.
- Topco reached a new quarterly revenue record in 2022Q2.
  - EPS NT\$ 4.96
  - Net Sales rising by 27.4% YoY
  - Pre-tax Profit rising by 52.1% YoY
- Topco reached a new half year sales record in 2022H1.
  - EPS NT\$ 8.59
  - Net Sales rising by 29.6% YoY
  - Pre-tax Profit rising by 50.6% YoY

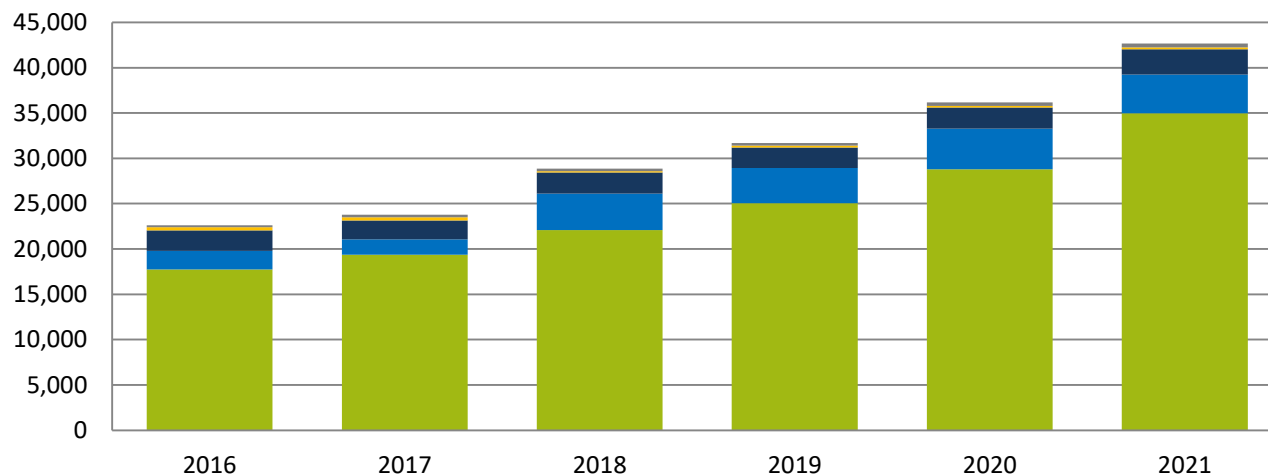
# Consolidated Income Statement

	2Q 22	1Q 22	2Q 21	QoQ	YoY
Net Sales	13,225,334	12,582,577	10,381,154	5.1%	27.4%
Gross Profit	1,622,459	1,461,550	1,276,875	11.0%	27.1%
Op. Profit	778,884	714,420	660,496	9.0%	17.9%
Pre-tax Profit	1,188,472	916,294	781,579	29.7%	52.1%
Consolidated Net Income Attributed to Stockholders of the Company	900,267	659,914	613,334	36.4%	46.8%
Gross Margin (%)	12.27	11.62	12.30	0.65ppts	-0.03ppts
Op. Profit Margin (%)	5.89	5.68	6.36	0.21ppts	-0.47ppts
EPS (NT\$)	4.96	3.63	3.38	36.6%	46.7%
ROE (%)	8.13	5.93	6.18	2.2ppts	1.95ppts

In NT\$ thousand unless otherwise noted

# Industry Sales Analysis by Products

NT \$ million



Others

Solar Power Related Products

Photoelectric Products

Environmental Engineering

Semiconductor Products

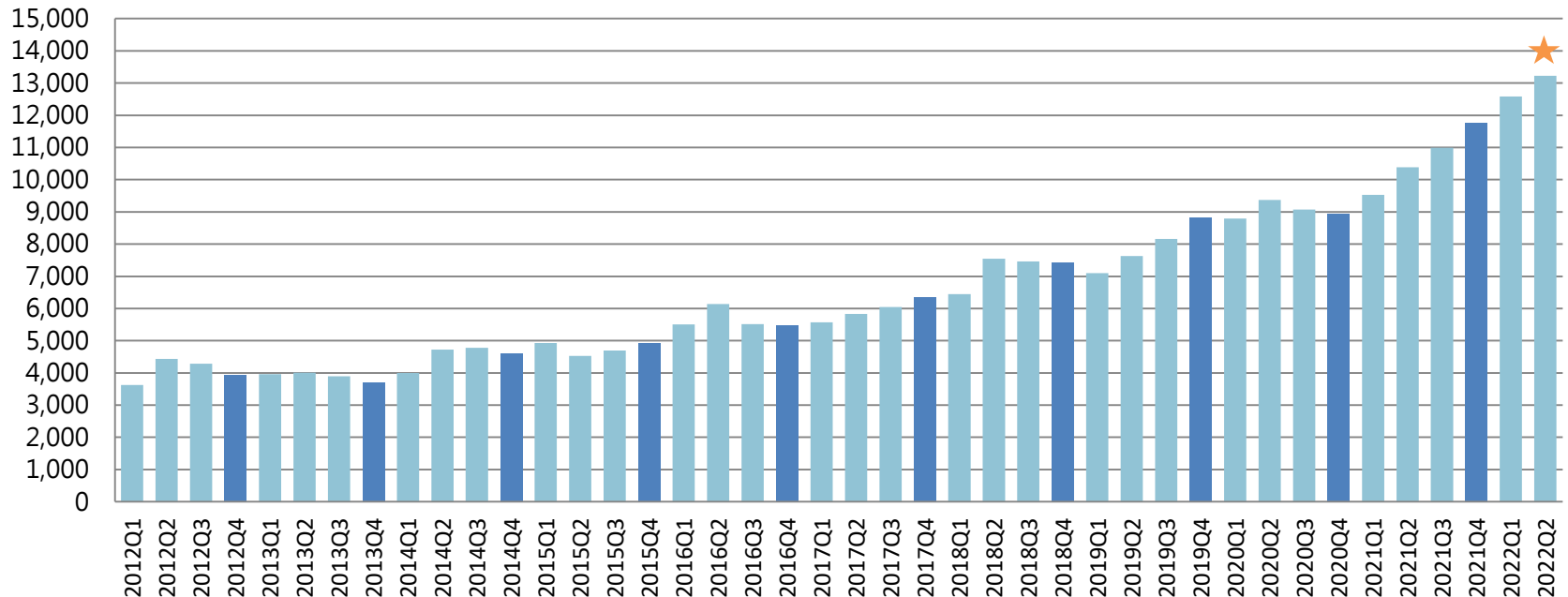
Semiconductor Products	78.4%	81.5%	76.5%	79.1%	79.6%	82.0%
Environmental Engineering	9.0%	7.1%	14.0%	12.2%	12.4%	10.0%
Photoelectric Products	10.0%	8.8%	8.1%	7.1%	6.4%	6.6%
Solar Power Related Products	1.6%	1.5%	0.5%	0.7%	0.5%	0.4%
Others	1.0%	1.1%	0.9%	0.9%	1.1%	1.0%



# Quarterly Sales

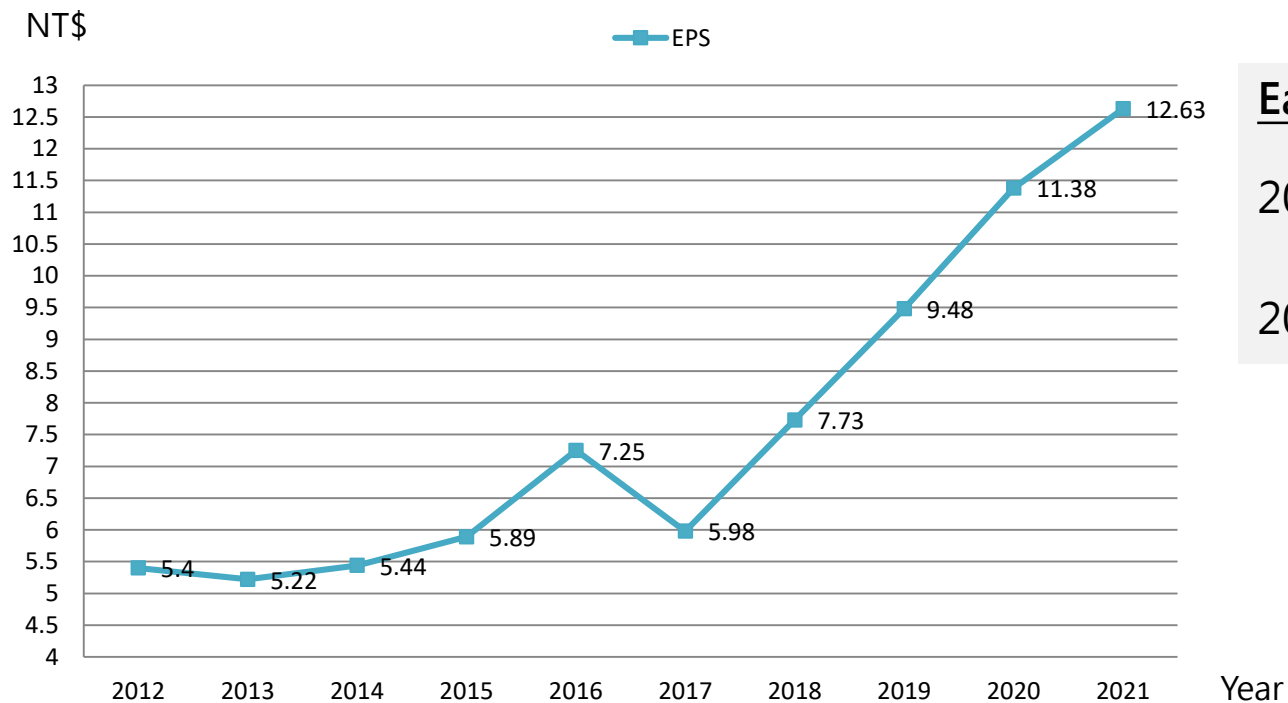
## Quarterly Consolidated Sales

In Million NTD



Topco has achieved record-breaking quarterly revenue for 6 consecutive quarters.

# Earnings Per Share

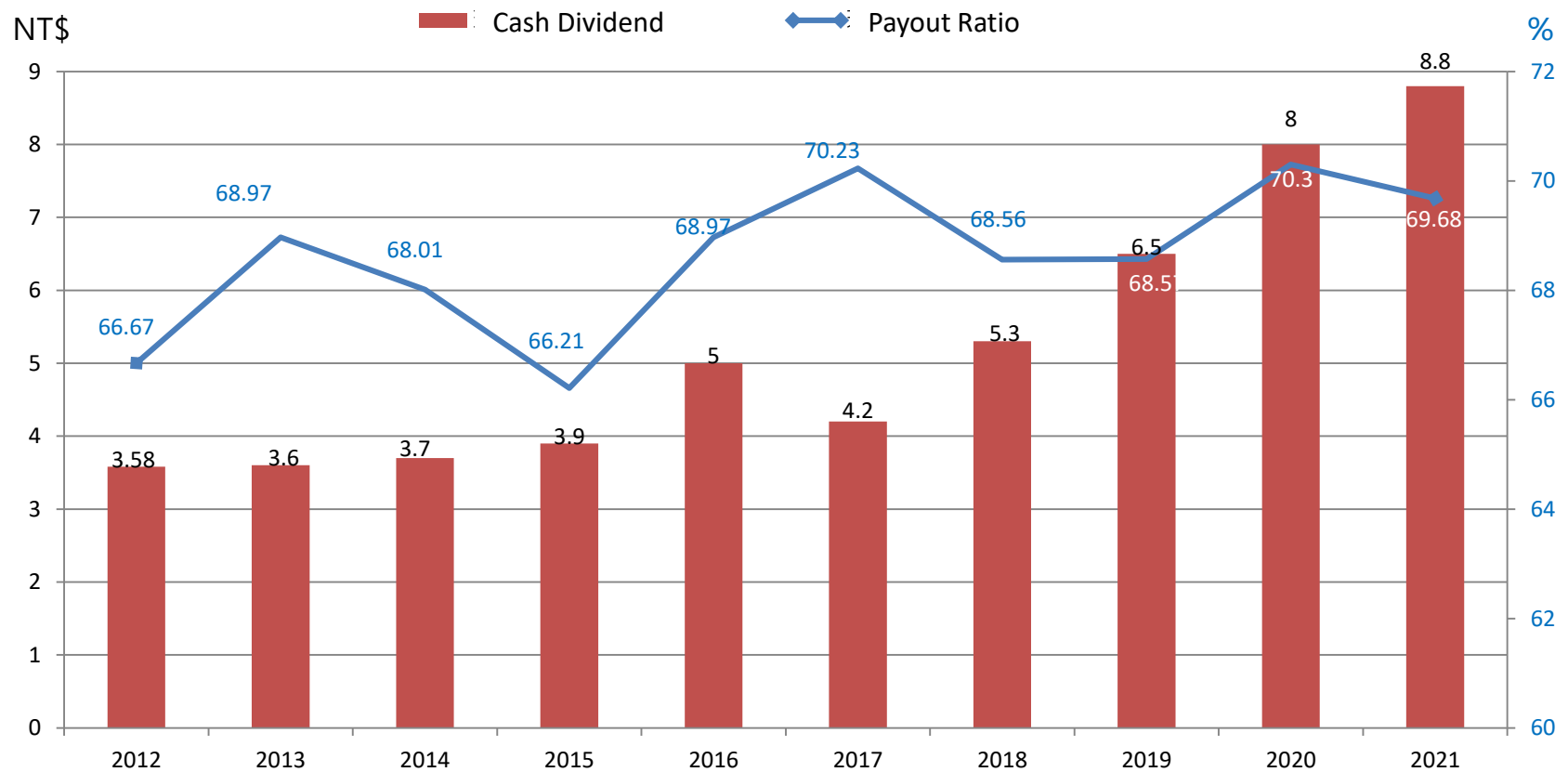


## Earnings Per Share

2022 H1 NT\$ **8.59**

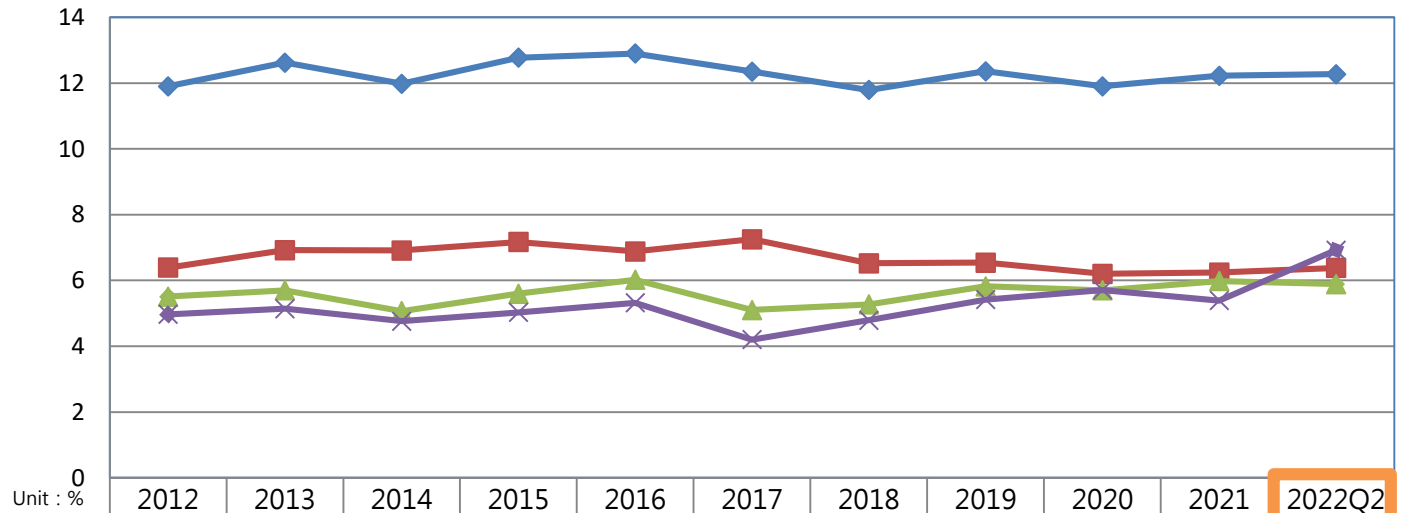
2021 H1 NT\$ **5.88**

# Dividend Policy



# Key Profitability Indicator

## Profitability

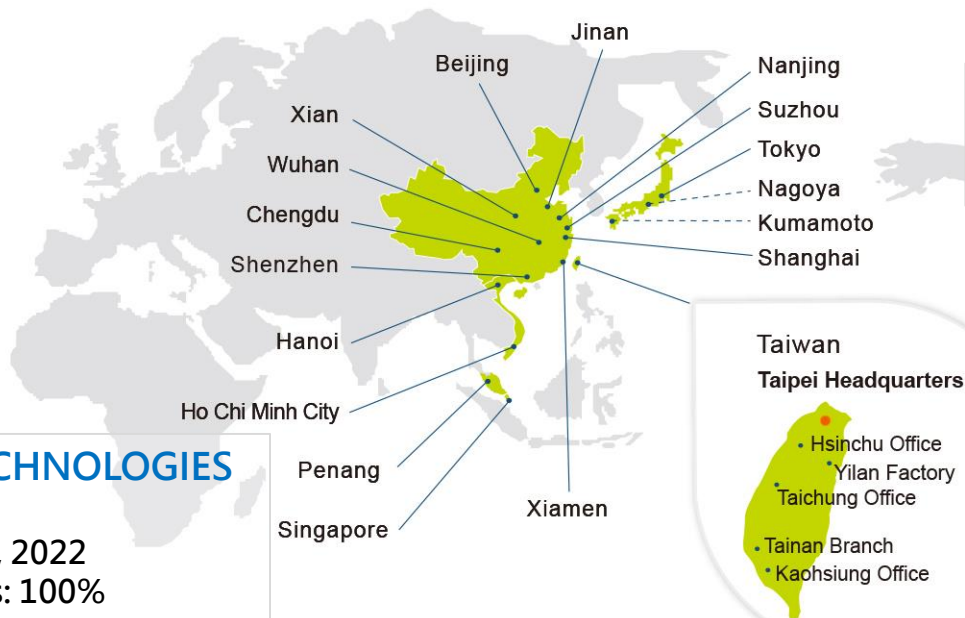


◆毛利率 Gross Margin	11.9	12.62	11.98	12.77	12.9	12.35	11.79	12.36	11.9	12.22	12.27
◆營業費用率 Operating Expense Ratio	6.39	6.92	6.91	7.17	6.88	7.25	6.52	6.54	6.2	6.24	6.38
◆營業利益率 Operating Profit Margin	5.51	5.7	5.07	5.6	6.02	5.1	5.27	5.82	5.7	5.98	5.89
◆稅後淨利率 Net Profit Margin	4.97	5.14	4.76	5.03	5.32	4.2	4.79	5.42	5.71	5.39	6.92

# Memorabilia

- 2022.07. ANYO Group launched its fast food restaurant “BLUE FISH”.
- 2022.05. PING YUE TECHNOLOGIES SDN. BHD. was established.
- 2022.04. SHUNKAWA CO., LTD. was established.
- 2022.01. ANYO Silver Perch Essence received the “Monde Selection Gold Award”, “24<sup>th</sup> National Biotechnology and Medical Care Quality Award” and “18<sup>th</sup> National Brand Yushan Award-Best Product”.
- 2021.12. ECO TECHNICAL SERVICES received the “21<sup>st</sup> Golden Quality Award for Public Construction ” from Executive Yuan of Taiwan.
- 2021.11. ECO TECHNICAL SERVICES received the “Public Construction Golden Quality Award” from Taoyuan City.
- 2021.11. TOPCO received the “Sports Activist Awards”.
- 2021.11. TOPCO received the TCSA “Corporate Sustainability Awards”.
- 2021.10. ANYO FRESH received the “18<sup>th</sup> National Brand Yushan Award- Best Popularity Brand” and the “4<sup>th</sup> Best Reviewed Online Award”.
- 2021.09. TOPCO received the “Excellence in Corporate Social Responsibility”.
- 2021.07. Invested in UNITECH ENGINEERING CORPORATION.
- 2021.06. Invested in TAI YING INDUSTRIAL CORPORATION.
- 2021.05. Topco Scientific USA Corp. was established.
- 2021.01. Invested in TOP VACUUM CO., LTD.
- 2021.01. Taoyuan A7 Water Recycling Center grand opening.

# Service Location



**PING YUE TECHNOLOGIES  
SDN. BHD.**

Founded : May, 2022  
Ordinary shares: 100%

**SHUNKAWA CO., LTD.**

Founded : April, 2022  
Ordinary shares: 100%

Arizona

**TOPCO SCIENTIFIC  
USA CORP.**

Founded : May, 2021  
Ordinary shares: 100%

# Group Vision

- (1) Rising demands for semiconductor materials, accelerating global operations in the United States, Japan and South East Asia.
- (2) Broadening green technology development
- (3) Expanding healthcare business
- (4) Fulfillment of ESG responsibilities and performance, aligning with both the TCFD and SBTi.

※ TCFD ( Task Force on Climate-related Financial Disclosures )  
SBTi ( Science-Based Targets Initiatives )



# Thank You